



The FLIGHTLINE

**BAYSIDE R/C Club, Inc. AMA #1411
Fremont California**

March 2010

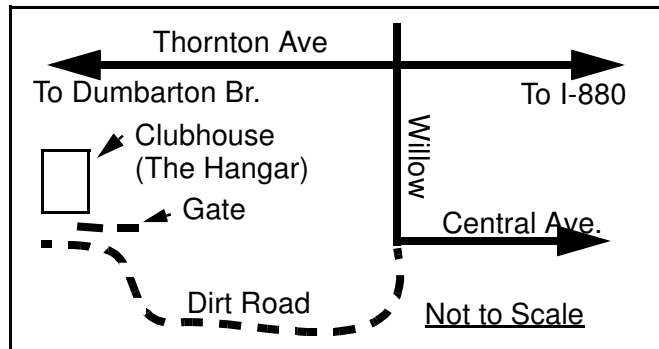
Bayside R/C Club Officers

President Pete Kontorinis 510-393-5734
 Vice President Dan Sievert 925-443-2604
 Treasurer Will Sievert 408-379-2520
 Secretary Frank Goto 510-713-1212
 Chief Instructor Dave Neves 510-794-8065
 Field Manager Guru Mysore 408-576-7214
 Safety Officer Mike West
 Editor Phil Cole 650-802-9255
 Editor's e-mail newsletter@baysidercclub.com

Bayside R/C Club Web Site: www.baysidercclub.com

Next Meeting

Club meetings are held on the second Thursday of every month at "The Hangar". The next meeting will be at 7:30 p.m., **Thursday, March 11**
ALL MEMBERS ARE INVITED TO BE THERE!



Car Track Contacts

Ron Watson .. onthrottle@gmail.com 408-823-3766
 Nate Tramel .. biggin-nat@earthlink.net .. 408-263-1804

Mission Peak Weather Station

Current Weather at Mission Peak 408-946-9516

You Have Permission

Permission is hereby granted, unless specifically noted otherwise, to republish any article appearing in The FLIGHTLINE. Please mention The FLIGHTLINE and BAYSIDE R/C Club, Inc.

Flight Instruction:

BAYSIDE R/C Club has qualified flight instructors to help you get started, solo or just improve your overall skill. These members are the foundation of the club and spend much of their personal time making the club a success. Primary instructors are available on a regular basis. Secondary instructors can help out on a case by case basis.

AIRPLANE - PRIMARY

Bill Johnson Sat/Sun 408-293-1576
 bjs72ta@msn.com
 Mark Glanville Fri/some Wed's 408-272-9045
 Ben Jensen Wed/Fri/Sun 510-498-1921
 Gene Langley Wed (by appt)/Sat/Sun 510-487-3187
 genelangley@sbcglobal.net
 Dave Neves Wed/Sun 510-794-8065
 Mike West Sat/Sun 408-732-4279
 iflyil6@comcast.net

AIRPLANE - SECONDARY

Phil Cole Sat/Sun 650-802-9255
 George Coward ??? ???
 Frank Goto Sat/Sun 510-713-1212
 ifly9z-frankgoto@yahoo.com
 Hal Hirsch ??? ???
 Rick Klement Any Time 408-251-9113
 Pete Kontorinis Sat/Sun ???
 Alberto Lanzas Sat/Sun rcflynpilot-sky-lane@yahoo.com
 Scott Morasci ? 408-205-4961
 scott.morasci@sbcglobal.net
 Ran D. St. Clair Sun/by apt 650-299-1240
 Dan Sievert Sat/Sun 925-443-2604
 Will Sievert Sat/Sun 408-379-2520
 Paul Winslow Sat/Sun ???
 yatinw@excite.com

HELICOPTER - PRIMARY

Ryan Abbot Sat/Sun .. RT_Abbott@msn.com
 Phil Cole Sat/Sun 650-802-9255
 Jim Miller Sat/Sun 408-737-9517
 Dave Neves Sat/Sun 510-794-8065
 Wolf Witt Sat/Sun rcwolf@ymail.com
 Sharam Shirazi ??? sharam@dalex.ws
 ??? means your editor does not have the information

Club Membership: 185



Prez Sez..

Hi Everyone,

In order to keep our costs down, we will start sending the flight line to you in digital format via email. For those of you who still like getting the flight line mailed to you, we will continue to deliver. It's going to take a few months to get everyone's email

address and have you choose which format you would like. How we are going to do this and make it easy for everyone is still up in the air. I would like to use the member list that's in the club shed first. I will make a check mark right next to your names so you can just check off which format you would like to receive. So next time you go to the field take a moment to check off the box next to you names.

Frank Goto is ordering new club polo shirts with our club logo on the chest. These are the same ones that were used for the family fun day, flea markets and Auctions events. All the people that helped out during the last auction will be already be getting a shirt so there is no need to reorder one unless you want another. If you are interested in ordering one, Frank is taking requests. The charge will be approx \$10-\$15 dollars each. The price will be adjusted depending on how many are ordered. The more we order the less the cost for each. Email Frank at if interested at ifly9z-frankgoto@yahoo.com

I noticed a bunch of old carpets and car track items in the dumpster today. Thanks for helping clean up the field guys! If anyone see's old items that look like junk please feel free and toss them in the trash. We will need to start cleaning a little at a time starting now.

Pete



Bayside R/C Club Bayside R/C Club Meeting Minutes February 11th, 2010

Meeting opened at 7:25

President – Pete Kontorinis – present

Vice President – Dan Sievert – present

Secretary – Frank Goto – present

Treasurer – Will Sievert – present

Attendance – 20 members

Introductions

Rich Hamlin currently in training but member for a few years, made it to his first meeting tonight. Jason Howard also made it to his first meeting, been flying helis and taking videos at the field for sometime now. Welcome!

January meeting minutes

Were approved as published.

President's Report –

Pete got a big box of Bayside paperwork stuff that Doug had last. Mike kindly picked it up and gave it to Pete. Hopes to go through all of it.

Heard from Micah that a lot of the hits on the website are for newsletter downloads. Thinking about making a list of people who would prefer to get the newsletter online. Approximately \$300 is spend a month for the paper version.

Thinking about dismantling the broken tables at the field and use them to repair some of the others.

Apologized for not having the BBQ this month. Had to work and couldn't find anyone to step in.

VP report –

Had nothing worth mentioning to add.

Treasurer's report –

Will gave this vital report. Welcome to new member Nicholas Tarantino!

Mentioned that February 28th is the last day you can rejoin without having to pay additional fees (ie, half the initiation).




Safety Chairman (Mike West) – present


No incidents this month, but asked that everyone be careful walking around when it is wet. The pits can be very slimy and slippery.

Chief Instructor (Dave Neves) – present

No new soloists nor instructors.

Sheldon's Hobbies



Montague Expy

Capital Ave

Trade Zone Blvd


880 Freeway

Old Oakland Road


2130 Trade Zone Blvd

(408) 943-0220

South



Bayside Members:
Mention this ad for 10% discount



Field Chairman (Guru Mysore) – not present

Covered by Pete.

Newsletter editor (Phil Cole) – present

Sounded like the newsletter got to everyone on time as usual!

Website editor (Micah Stroud) – not present

Covered by Pete.

New Field Committee

Dave confirmed that the land over at Pacific Commons is owned by Cisco and has no current plans for use. Is still trying to find the right contact at Cisco.

Gene Langley mentioned to Dave that the salt marshes near the Dunbarton bridge may be available for use. Has a contact name for the East Bay Regional Parks department and will follow up on the site.

Dave found out that the dump site is scaling back and asking for dirt to be used for capping the top. Closure is still a ways away however. Also looking into smaller open areas around the dump.

Will is regularly attending the meetings for the Zanker site. A lot of time is wasted discussing seemingly unrelated topics, but attempts to introduce a little about R/C flying each time.

Secretary's report –

Nothing to report.

Snacks –

Will brought the snacks tonight! (applause).

Frank had the raffle stuff there!

Event reports –

JP had more info on the gym in Sunnyvale. Costs \$20 a night to fly but free to watch. Contact JP or Victor, at Victor's Hobbies, for location.

Jake reported perfect flying conditions for the float fly. Crowd was half PCC and half Bayside. Everyone brought lunch and most stayed until 3. Will probably schedule these every 3 months or so from now on.

Upcoming Events –

Dave is working with NORCAL on event schedules for the year. Please let him know if you'd like an event listed. Auction is scheduled for October 30th. Also upcoming are a swap meet on the San Joaquin County Fairgrounds 2/21 and Warbirds over Madera on 3/20 at MARCS field.

Old Business

Frank working on getting the new order for the Bayside shirts, previous company still had logo from the original order 4 years ago. Will try to get a larger font for the lettering. Board still needs to discuss energizing electrics in the pit area. Will is working on the windsocks.


New Business

None tonight.

Break - 8:10 - 8:30

Show and Tell –

Will Sievert brought in his newest plane, an Escapade, which is also a fairly new addition to the GP line up. This one is powered by an OS 46AX. The plane went together very quickly, and enjoyable to fly. Only needs to put on the decals finish it completely.



JP wanted an indoor flyer like the Vapor but didn't want to spend the bucks. He instead spent \$5 or so to build this foam job. It is otherwise the same as the Vapor. CG is currently 2/3 back of the leading edge so it needs some tweaking. Eventually wants it to fly as slowly as the Vapor.



Steve Hoyt had another electric T-Rex clone, this one, a Hobbyking 250. The heli flies with high head speed of 3500 rpm or so, which can be a little scary but contributes to its overall stability, even in the wind.



Jake had his kit built Something Extra that he uses for float flying. Powered by a 70 4-stroke, has plenty of power to lift the added 1.5 lbs. of the floats. He designed the water rudder to touch the water only at slow speeds. At higher speeds, he depends on the "regular" rudder. Feels this prevents water loops on take off.



SAD Patch

No crashes this month. We may need to do a bit more flying!

Raffle –

- Park Zone Micro J-3 Cub RTF - Frank Goto
- OS 4-Stroke Adjuster Kit - Phil Cole
- 30 Minute Epoxy - Dale Kunkle
- 6 Minute Epoxy - Jake Chichilitti
- Thin CA - Steve Hoyt
- Thick CA - JP Rouland
- Self Adhesive Lead Weight - JP Rouland
- Medium Exhaust Deflector - Alex Goddard
- Hobbico Hex Wrench Set - Jerry Heuer
- R/C Protective Foam - Will Sievert
- Fuel Tubing - Phil Cole
- After Run Oil - Dale Kunkle

Next Month - Great Planes Escapade ARF!!!

Meeting ended – 8:45 PM

Next meeting - Thursday, March 11th @ 7:30PM



RENEWAL 2010

First I have neglected to comment that the printer of our Flightline, The United Printing Co. has again supplied us with the neat looking club cards for us free of charge for the year of 2010. The owner, Randy, was once a member of the club and has supplied us

with the cards for a great many years now. We have his business card displayed in our monthly Flightline. Please contact him if you have any kind of printing needs for the events of your life.

By the time you read this, the renewal time will have ended for you to rejoin the club without a penalty. We are the most inexpensive club in the area. Admittedly, we must leave the premises in September but the news is getting better and better that we may be able to have a temporary interim field by that time.. News is also good about the permanent field that we have been hoping we may have in the future.

Our membership total this year is a lot less than in the past years. The economy may be part culprit, as well as early departure from our present field, but we always lose about a hundred members every years. Members unfortunately die, they lose interest, they move, they lose their jobs or maybe their job moves and maybe they crash too many times. We also have fewer new members joining for the first time. Many times they come from the visitors you see standing at the fence looking longingly at us enjoying our hobby. Invite them in to look around if they wish to. Do mention that we must leave in September if they express a desire to join the club.

WILL SIEVERT

EXPENDITURES FOR JANUARY 2010	
Monthly BBQ	\$172.63
Flightline Jan.	\$297.70
Stamps	\$176.00
Office Supplies	\$120.71
Meeting Refreshments	\$62.70
Nor Cal	\$100.00
Flightline Feb.	\$282.47
Office supplies	\$86.89
Rent for meeting house	\$400.00
BART	\$1500.00



1740-C Junction Ave, San Jose
 California 95112 USA
 Tel (408) 451-1155 - Fax (408)-451-1156



Track Notes

March 2010

Hurray !!! it's getting close to seeing the SUN AGAIN. And, with that said it's also time to redo the BIG TRACK LAY OUT. This may be our last layout at this location, But who

knows?

Drawings have been made the crew is being assembled (ARE YOU IN?). Been talking with Aaron, Nate, and Mike it looks like a super layout. It will be so different than any other layouts we have had, I can not wait to see it on the ground. We will be breaking ground this month! So I suggest you get involved and contact either Nate or myself ASAP.

Don't wait, Time is running out get involved !

Ron Watson

onthrottle@gmail.com

408 823-3766



Victors Hobbies
Create a delightful pastime

39269 Cedar Blvd
Newark, CA 94560
(510)796-8049
victorshobbies@sbcglobal.net

R/C Unlimited
Raceway & Hobbies

Phone: 408.377.3771 Fax: 408.377.2211
14918 Camden Ave. San Jose, CA 95124
www.rc-unlimited.net

Est. 1974 over 20,000 square feet 408-379-1696

"Your Hobby and Craft Shop"

D&J Hobby & Crafts

Hours:
M-W 10 am-6 pm
Th-F 10 am-9 pm
Sat 10 am - 7 pm
Sun 11 pm-7 pm

Campbell, California (908) 704-0030
www.djhobby.com

Bayside RC Club members are eligible for a 10% discount.

United Printing Company, Inc.

Since 1963

TIME TO RE-ORDER!

699 N. KING ROAD
SAN JOSE, CALIFORNIA 95133
TELEPHONE 408/254/8401
FAX 408/254/8403

Don't let yourself run short!
Please allow time to process your order.

HobbyTown USA
Toys for All Ages!

39152 Fremont Hub
Fremont, CA 94538
510-796-2744

htufremontca@yahoo.com
5% Discount to Bayside Members



From the Mid Atlantic Radio Kontrol Society, Snow Hill, Maryland

Learning to 3-D and 3-D Well; Hovering and Torque Rolling

by Jeremy Chinn

Part 4 of 5

In the past installments, you got the appropriate virtual and real airplanes to fly, as well as practiced methods to help speed your learning. During that time you also built two of the fundamental building blocks necessary to learning 3-D aerobatics—the Harrier and High Alpha Knife Edge.

It is now time to put those skills together to learn an advance level 3-D skill—the Hover. Why is the Hover an “advanced” level 3-D skill, and why did you learn to Harrier and fly Knife Edge first?

When hovering or flying a torque roll, you must use the tail of the airplane to control the model and keep it in a state of balance or equilibrium while hanging from the propeller disk. To do so, you must be very competent with the rudder and elevator to steer, or correct, the airplane. Learning to fly the Harrier and the High Alpha Knife Edge teach those skills rapidly and effectively.

The other reason is based on safety and airframe longevity. When an airplane falls out of a Hover or Torque Roll, it always passes through an attitude similar to a Harrier or a High Alpha Knife Edge. Since that attitude also generally requires slower movement to maintain altitude, it is generally best to “catch” the airplane as it falls out of a Hover or Torque Roll when it reaches Harrier or High-Alpha-Knife-Edge.

Once again this maneuver is much easier to learn on a simulator first using the “reduced time” method and then transfer the skills to real life.

The optimum conditions to learn to Hover start on a day with a mild constant breeze. Start with the airplane in a low (one to two feet off the ground) upright Harrier flying into the wind. I like a distance of about 40 feet away from myself for this exercise. Chose a spot over the field and gradually increase the throttle while initially increasing the elevator back pressure at the same time until the airplane is totally supported by the propeller disk. Inevitably, the airplane will begin to wander or lean left, right, or another direction.

Once the airplane gets out of Hover position, you have two choices to exit the maneuver:

1. Go to full throttle and climb up and out of the Hover. This is most pilots’ gut reaction and is fairly effective; however, if the airplane is totally out of shape, or in an orientation the pilot is not comfortable with, going to full throttle in that position can be scary or even downright dangerous.
2. The better alternative to the full throttle exit is to allow the airplane’s nose to fall until the airplane is either upright or inverted on the wing. The pilot can then fly out of the maneuver easily in either an upright or inverted Harrier, which was mastered earlier. Exiting in this manner is gener-


ally safe and also allows the pilot to get back into Hover position more quickly.

Some things to avoid for the person learning to Hover:

- Many people try to enter a Hover by flying in at high speed and pop the nose up rapidly to enter the Hover. Unfortunately, in this case, the airplane has a large amount of energy to bleed off before it can hit the “sweet spot” and initiate the Hover.
- Don’t waste time trying to learn to Hover two, three, or even four mistakes high. When at that altitude, there is no way you can see the airplane well enough to make the right corrections and keep in the Hover.

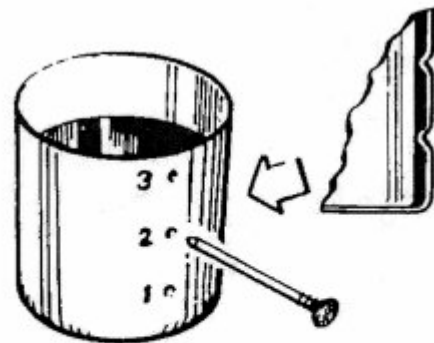
Continue this exercise until you can enter a Hover at will and enter and exit the Hover safely and fully under control. For extra practice, try entering a Hover from a High Alpha Knife Edge or Inverted Harrier.

Tips and Tricks



PAINT DETAIL

Make a little pile of fine pencil dust, then smudge this onto your model with a finger. This makes very realistic exhaust and gun soot marks. Seal with a spray of matt varnish. You’ll get more control if you use a soft, dry brush to apply the soot marks.



NEAT MEASURING CAN

A smart way to calibrate the *inside* of an empty soda can so that the correct proportions of epoxy can be poured in for mixing—just indent on the outside of the can with a blunt nail, taking great care not to perforate the can.

From the newsletter for the First Weed Wacker Aerosquadron, Lakeside, California

Mad Warbirds over Madera



**Saturday March 20, 2010
MARCS field at Madera airport.**

Pilot's fees are only \$20.00. AMA card is required to fly.
Semi-Scale to Scale military aircraft in full military markings are welcome!

150ft X 1,500ft runway.

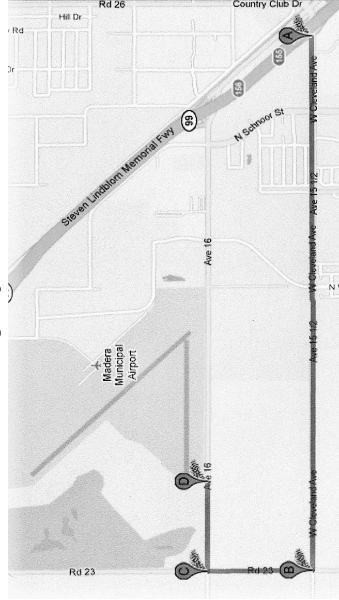
Burgers, hot dogs, and Tri-tip available for lunch.

Trophies will be awarded for the best of the best!!!!!!

Questions will be answered by emailing Randy at warks62@hotmail.com, or call (559)287-7658
Or contact Matt at mattalaray@sbcglobal.net

Camping is available on site. Please call ahead if you planning to camp at the field Friday night. No hookups. Hotels are just around the corner.

Field location from highway 99 in Madera.



14th Annual Spring Swap Meet

Saturday, March 27, 2010
8 a.m. until we're done

at

WARD HENDRICKS FIELD*
Oakdale, California

\$15 per space


For information contact

Paul Klahn at (209) 962-6404

Open flying to all AMA members after the swap meet.

**Directions: Take HWY 120 north of Oakdale to 26 Mile Road, turn north on 26 Mile Road, turn right on Eastman Road (just east of Woodward Reservoir), 1+ miles to field.*

www.rcflyersunlimited.com

STAPLE HERE 



The Flightline
545 Shell Parkway #3201
Redwood City, CA 94065